


# NISHINOSHIMA TOWN

OKI ISLANDS, SHIMANE PREFECTURE , JAPAN



2024



# WELCOME TO NISHINOSHIMA

Just about 65km off the coast of Shimane Peninsula, lies the picturesque Nishinoshima Island. This 55.96 km<sup>2</sup>-sized island is where Nishinoshima Town lies. Nishinoshima Island is the second-largest inhabited island of the Oki Islands, housing a population of around 2,500, with tourism, fishery and cattle farming as the three main backbones of the local economy.

Nishinoshima is part of the Oki Islands UNESCO Global Geopark and Daisen-Oki National Park, which are both known for their abundant natural scenery. The magnificent sea cliffs and wonderfully shaped rocks are the must-sees on the island. The hyperlocal events and festivals offer an opportunity for visitors to get a taste of the culture and traditions unique to the town. Mesmerised by the beauty of the town, many visitors choose to come to Nishinoshima Town again as their holiday destination.

From crystal clear waters, grazing cattle on lush green hills, delicious local cuisines and fun-filled activities, Nishinoshima is a town full of enjoyment behind its humble façade. We look forward to seeing you here, again and again.

AMAZING VIEW FROM ONIMAI LOOKOUT



# CONTENTS

<b>WELCOME TO NISHINOSHIMA</b>	<b>01</b>
<b>GENERAL INFORMATION</b>	<b>03</b>
<b>GETTING HERE &amp; AROUND</b>	<b>05</b>
<b>WHEN TO VISIT</b>	<b>09</b>
<b>PLACES TO GO</b>	<b>11</b>
<b>FLAVOURS TO SAVOUR</b>	<b>15</b>
<b>THINGS TO DO</b>	<b>17</b>
<b>EVENTS &amp; FESTIVALS TO ATTEND</b>	<b>21</b>
<b>PLACES TO STAY</b>	<b>25</b>
<b>MODEL ITINERARIES</b>	<b>27</b>
<b>A NOTE TO OUR VISITORS</b>	<b>31</b>
<b>STAY IN TOUCH</b>	

## **IMAGE CREDITS:**

Photography is courtesy of Nishinoshima Town, Club Noah and Takuhi-gama kiln.

Illustrations are provided by Nishinoshima Tourism Association.



**Name of Island**

**NISHINOSHIMA  
ISLAND**

---

**Name of Town**


**NISHINOSHIMA  
TOWN**

---

**Name of Port  
(Passenger Ferry)**

**BEPPU PORT**





BON VOYAGE STREAMERS



# GETTING HERE & AROUND



# Getting to Nishinoshima

**Nishinoshima Town may seem hard-to-reach, but the island is closer than you think. Here are the best ways to reach Nishinoshima Town.**

## **BY FERRIES AND FAST FERRY:**

The Oki Kisen ferries and fast ferry Rainbow Jet (hydrofoil) will take you to Nishinoshima Town from Shichirui Port (Shimane Prefecture) and Sakaiminato Port (Tottori Prefecture). You can catch a connecting bus from JR Matsue Station for both ports, or take the JR train from Yonago Station to Sakaiminato Port. The timetable changes slightly depending on the season, but crossings to Nishinoshima Town's Beppu Port takes a little more than 2.5 hours by ferry and about 2 hours on the fast ferry.

There are three crossings to Nishinoshima Town daily, and an extra one during the summer months. Given the limited schedule, we strongly advise planning your island escape holiday in advance.



## **BY PLANE:**

There is no airport in Nishinoshima Town, but it is still possible to travel by air for a shorter journey to the island.

There are daily, direct flights from Izumo Airport (Shimane Prefecture) and Itami Airport (Osaka) to the airport in Okinoshima Town. After your flight to Okinoshima Town, proceed to catch a ferry to get to Nishinoshima Town.

Alternatively, catch a domestic flight to Yonago Airport (Tottori Prefecture) from Tokyo, and take the JR train to Sakaiminato Port for your ferry crossing.

# Getting Around the Town

**From rental cars to “bus number 11”, there are many options available.**

## **BY CAR:**

Rent a car on the island, or take your car on the ferry, and enjoy a scenic drive at the picturesque Kuniga Coast. A lot of the roads on the island are quite narrow. The windy road up to Matengai Cliff is just wide enough for the coach-sized sightseeing bus to pass, so go slow and keep a keen eye on oncoming traffic.

\*Visitors from abroad will need either an International Driving Permit or a translation of your driving licence to rent a car in Japan. Please obtain the necessary documents in your home country in advance.

## **BY BIKE:**

Rent an e-bike, or take yours on the ferry, and challenge yourself up our long slopes; you will be rewarded with panoramic vistas!



## BY BUS:

There is one main bus route in Nishinoshima Town, and the town bus is designed to help the locals to get around for their daily needs and commute. The majority of the accommodations, facilities, restaurants and a handful of sight-seeing spots are located along the bus route, making the bus a good choice for visitors who would like to explore Nishinoshima car-free. The bus operates daily, from seven to seven, and it matches the schedule for ferries and the fast ferry Rainbow Jet.

The town bus operates on a flat fare system; JPY 200 per adult for one-way and JPY 100 per child. Having a few JPY 100 coins in your pocket will come in handy, as the bus accepts cash only.



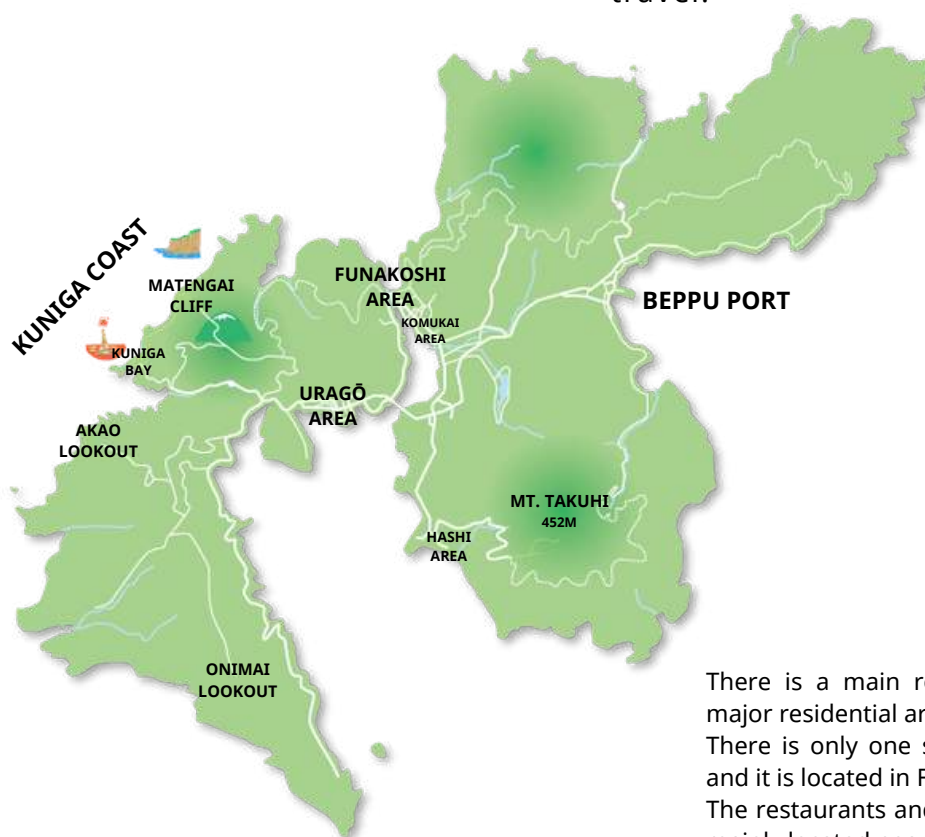
TOWN BUS

## BY TAXI:

Taxis are not always readily available, so if you need a lift back to your accommodation after dinner or your visit to an izakaya, ask the owner or a staff of the establishment for assistance.

## ON FOOT:

Nishinoshima is a hilly island, but the town is well-connected through a network of roads and is quite easy to get around on foot. Walking is a great way to enjoy Nishinoshima's outdoors, and is also the best way to get around if you enjoy slow travel.



There is a main road connecting Beppu Port and major residential areas such as Funakoshi and Uragō. There is only one set of traffic lights on the island, and it is located in Funakoshi area. The restaurants and cafés in Nishinoshima Town are mainly located near Beppu Port and in Uragō area.





STRANGELY-SHAPED ROCKS AT KUNIGA BAY



# WHEN TO VISIT



SHĀRABUNE SPIRIT BOAT, URAGŌ AREA



**SPRING (MARCH - MAY):**

Spring marks the beginning of the tourism season on Nishinoshima Island. Cherry blossoms, Oki Iwagaki oysters and Kuniga Biraki Festa are the main highlights, and the sightseeing boat season starts in late March. It can still be quite chilly during the first half of the season, but it gets significantly warmer in May.

**SUMMER (JUNE - AUGUST):**

The tourist season reaches its peak during the hot summer months on the island. The teal blue sea, energetic summer festivals and mouthwatering sazae turban shell curry are the main features. The beach season is from late July to mid-August for Sotohama Beach; bring your swimming costume and enjoy a leisure afternoon there!

\*Obon is an annual Buddhist event where families gather to pay respect to their deceased ancestors. The period lasts for about a week in Nishinoshima, and the sending of Shārabune Spirit Boats on 16 August marks the end of the occasion. Some business establishments choose to take a break during Obon, and it is not uncommon for restaurants to reach maximum capacity throughout their business hours. The fast ferry Rainbow Jet is easily booked up, and the ferries get very crowded, too.

**AUTUMN (SEPTEMBER - NOVEMBER):**

Sunny days and cool breeze make autumn a great time to explore the island. Cultural and hyperlocal events will allow you to interact with the locals and experience unique cultural practices at first hand. Keep an eye out on the stinging insects when you are out exploring.


**WINTER (DECEMBER - FEBRUARY):**

Windy days, long nights and rough seas make winter the least popular season for visitors. Some of the accommodation facilities take a winter break, especially during the New Year holidays. Sightseeing boats and marine activities are not in operation due to rough sea conditions, and it is not uncommon for ferry crossings to be cancelled. There is a higher tendency for sleet on the island, and we get “wet snow” here. If you would like to make the best of the low season, make sure to bring waterproof gear and an extra pair of thick, woolly socks!



SHISHI-MAI LION DANCE, MITA HACHIMAN SHRINE





# PLACES TO GO



**Located in a far-flung corner of Japan, Nishinoshima is a treasure box. Magnificent sea cliffs, mesmerising sunsets, short and sweet hiking trails, and old shrines, these wonders are right here waiting for you.**

### **KUNIGA COAST:**

The iconic Kuniga Coast stretches along the northwestern shore of Nishinoshima Island and is home to Matengai Cliff, Tsutenkyo Arch and a collection of unusually shaped rocks. The erosion by seasonal wind from the continent and waves of the Sea of Japan shaped, and continues to shape the breathtaking shoreline that one can see today.

### **MATENGAI CLIFF:**

Rising 257m above sea level, Matengai Cliff is one of the highest sea cliffs in Japan. The Kuniga Coast Hiking Trail connects the cliff top and the shore below, and mid-point on the trail offers the best view of the sheer cliff face, which looks like a large piece of multi-layered cake.

**From Beppu Port:**

**25 min by car**

**1 hr by bicycle**

**\*The town bus does not go to Matengai Cliff.**

**The closest bus stop is at Kuniga Bay car park.**

### **TSŪTENKYŌ ARCH:**

This wonderfully-shaped rock arch is one of the most photographed landmarks of Nishinoshima Town, and it stands near the foot of Matengai Cliff. Originally a sea cave, continuous coastal erosion created the shape we see today.

**From Beppu Port:**

**25 min by car or 45 min by bicycle, and then**

**5 min on foot (downhill) from Kuniga Bay car park**

### **AKAO LOOKOUT:**

Akao Lookout offers a sweeping view of Tsūtenkyō Arch and the nearby area. You might find yourself accompanied by cows and horses sometimes, as the area surrounding Akao Lookout is inside a pasture.

**From Beppu Port:**

**25 min by car**

**1 hr 10 min by bicycle**

**\*The town bus does not go to Akao Lookout.**

GORGEOUS VIEW OF TSŪTENKYŌ ARCH FROM AKAO LOOKOUT



## YURAHIME SHRINE:

Dedicated to the deity of fishing, Yurahime Shrine has been guarding the island for a long time. It was listed as one of the highest-ranking shrines of the former Oki Province, and the shrine's history can be traced all the way back to year 842. There is a legend between the connection of the deity and shoals of squid that get washed up to the inlet in front of the shrine. This is also the reason why there are so many squids inside the shrine grounds. Yurahime Shrine is also a popular cherry blossom viewing spot in April.

**Location:** Uragō area

**From Beppu Port:**

**10 min by car**

**30 min by bicycle**

**25 min by bus, alight at "Yurahime Jinja"**

## TAKUHI SHRINE:

Sitting quietly on Mt. Takuhi, Takuhi Shrine is one of the most important shrines on the Oki Islands. The current shrine building – partially prefabricated in Osaka and assembled on the mountain – was built in 1732, and has been designated as an Important Cultural Property of Japan. The hike from the car park to the shrine building is short and enjoyable, and interesting flora and fauna can be observed here.

**Location:** Mt. Takuhi

**From Beppu Port:**

**20 min by car or 50 min by bicycle to the car park, then a 25-minute uphill walk**

**\*The town bus does not go to Takuhi Shrine.**



TAKUHI SHRINE





## FURUSATO-KAN MUSEUM:

Located in Beppu area, Furusato-kan Museum is only 5 minutes on foot from the ferry terminal. The museum is packed with valuable showpieces, complete with explanations written in English. A quick visit to the museum before your adventure will provide you with deeper insight into the island life and traditions here in Nishinoshima Town.

Business hours: 9am – 5pm

Open: April through October

Admission: JPY 150 per adult for int'l visitors

\*Present your passport or residency card to get discounted admission for international visitors.

**Location: Beppu area**

**From Beppu Port:**

**5 min on foot**



## SOTOHAMA BEACH:

Facing the Sea of Japan, Sotohama Beach is the only natural sandy beach on the island. During the beach season every summer, the beach shop serves ice-cream and soft drinks.

**Location: Funakoshi area**

**From Beppu Port:**

**10 min by car**

**15 min by bicycle**

**15 min by bus, alight at “Sotohama” and a few steps on foot**

**We have a few more spots!**

**Check the full list [here](#):**





# FLAVOURS TO SAVOUR

"Sazae gohan", rice cooked with sazae turban shell, is a must-eat well-loved by the locals.



**Blessed by the bountiful sea, Nishinoshima is a seafood lovers' paradise. From mouth-watering Oki Iwagaki oysters to tummy-filling set meals prepared with care, and, of course, ramen noodles, we have you covered! Make sure to try the local Oki sake, too!**

### **IWAGAKI OYSTERS:**

In 1992, Nishinoshima Town made history and became the first place in Japan to successfully cultivate rock oysters. Oki Iwagaki oysters are best between March and June, and these creamy, succulent oysters are simply irresistible.

### **SAZAE TURBAN SHELL:**

Sazae turban shell is a summer staple on the island, and signature dishes include "sazae gohan" and sazae curry. Sazae turban shells bring a delicate and subtle sweetness to the dish it is cooked in, and it is simply a tasty treat that you should not miss.

### **ERİYAKI NABE:**

Originally a dish consumed by fishermen out at sea, this fish stew is a local speciality. Slices of fish and onion are cooked in a sweet and spicy sauce with eagle-claw chilli peppers. This also makes a good lunch option!

### **JAPANESE HOME COOKING:**

Restaurants on the island are mainly independently owned, and they offer a taste of humble Japanese home cooking. From daily lunch specials to karaage (Japanese fried chicken), which can be found on most of the menus, there are plenty to choose from!

### **List of restaurants and cafés on the island:**

Majority of the restaurants and cafés are open from 10am. We recommend booking a breakfast-included stay with your accommodation.



IWAGAKI OYSTER



SAZAE TURBAN SHELL







# THINGS TO DO

We have a few more options not listed here.

Check the [full list](#):



SIGHTSEEING BOAT



**From pedalling up to Matengai Cliff to paddling near Tsūtenkyō Arch, there are many memory-making things to do in Nishinoshima. Detox from the everyday and connect with nature.**

### **WALKING/HIKING:**

Nishinoshima Town is quite hilly, but the island itself is quite small. Major areas are all connected by the main road, and it only takes 1.5 hours on foot from Beppu Port to the sightseeing boat boarding point in Uragō area. The Kuniga Coast Hiking Trail (Matengai Cliff – Kuniga Bay) and the path from the car park to Takuhi Shrine are both well maintained. Bring your trusty and comfy pair of walking shoes, and explore Nishinoshima on foot!

### **SEA KAYAKING:**

Surrounded by beautiful, clear blue waters, gliding above water in a sea kayak at Kuniga Coast is an unforgettable experience.

The experienced instructors are very friendly and know the locations extremely well. They will bring you to the best location of the day, so you can enjoy the scenery and sport to the most. If weather permits, you can go and explore a few sea caves, too!

\*Guide available in Japanese with limited English. Booking required.

Please wear clothing suitable for marine sports.

**Organiser:** Club Noah Oki

**Location:** Komukai area

**Offered:** April through November

**Session:** from 9am or 1pm (about 2 hours)

**Price:** JPY 6,500 per person

**Included in the price:** life jacket and marine shoes

**\*Participants must be at least 9 years of age.**



### **SIGHTSEEING BOAT & SIGHTSEEING BUS TOURS**

Discover Nishinoshima's Kuniga Coast on land or from the sea. The sightseeing bus tours will bring you to all the iconic locations along Kuniga Coast.

If you would like to stretch your legs a little, you can hike from Matengai Cliff down to Tsūtenkyō Arch and continue the tour on the same bus. The sightseeing boat tours will take you along the bottom of the magnificent sea cliffs, and through caves (sea conditions permitting) to let you experience the mesmerising beauty of Kuniga Coast.

\*Guide available in Japanese. No booking required.

**Organiser:** Oki Kanko Co. Ltd

**Location:** Uragō area

**Offered:** late March through October

**Price:** JPY 4,000 per adult, JPY 2,000 per child

#### **Sightseeing Boat Tour:**

Duration: 1.5 hours

1.8:30am-10am (July 13-August 31 only)

2.10:50am-12:10pm

3.1pm-2:20pm

4.3pm-4:20pm



#### **Sightseeing Bus Tour:**

Duration: 1 hour 45 minutes

1.1pm-2:45pm

2.3pm-4:45pm

\*The tour can finish at Beppu Port with an addition of JPY 200 per person.





## FABRIC DYEING:

Unleash your creativity and connect with nature here at Takuhi-gama Kiln. During this two-hour beginner-friendly workshop, you will be guided step by step to create a uniquely beautiful tenugui towel (rectangular cotton cloth) using local clay. If weather permits, you will finish the session by rinsing the towel at the shore to set the colour. You can take your finished work home with you on the same day.

\*The workshop will be conducted in Japanese with limited English.

**Organiser:** Takuhi-gama Kiln

**Location:** Hashi area

**Offered year-round**

**Price:** JPY 3,300 per adult

**\*Minimum 2 persons**

**Duration: 2 hours**

1. 2 hours between 9am-noon
2. 1pm-3pm
3. 3pm-5pm

**BOOK NOW!**



## CYCLING:

Cycling in Nishinoshima Town offers an excellent opportunity to explore the island's iconic coastal scenery and breathtaking landscape. Rent an electric bike on the island, or bring your own bicycle, and enjoy an island escape on two wheels.

depending on season

**Organiser:** Nishinoshima Tourism Association (Business hours: 8:30am-5pm/5:30pm/6pm)

**Location:** Beppu area

**\*Equipment fee, insurance & tax included in price. Same-day return only.**

### Electric commuter bike:

Easy to ride, the electric commuter bikes are all equipped with a basket, perfect for those who wish to explore the neighbourhoods near Beppu Port and get to Uragō area.

**Price:**

**1 hour:** JPY 700

**Extension fee:** JPY 500 per hour

**6 hours plus:** JPY 3,200



### E-bike:

Fast and powerful, the e-bikes will take you from the waterfront to 200m plus above sea level in no time! The panniers and weatherproof smartphone case mounted on the e-bike will hold your equipment.

**Price:**

**3 hours:** JPY 2,600

**Extension fee:** JPY 800 per hour

**6 hours plus:** JPY 5,000





## TIPS FOR VISITORS:

1. Cattle grids, aka Texas gates, are installed at the entrance of the pastures to prevent the cows and horses from entering or exiting. Please dismount and walk across the grid and be careful when crossing the gates.
2. There are bicycle racks in the car park at Kuniga Bay, Matengai Cliff, Akao Look-out and Onimai Lookout. Please park the bicycle there so it does not interfere with vehicle and pedestrian traffic.
3. Ride on the left in the same direction as traffic.
4. Don't drink and ride.



## SPECIAL NOTE FOR E-BIKE CYCLISTS:

Although the e-bikes are powerful, the battery will not last if your trip is a long one with steep slopes included. Visit the Nishinoshima Community Library or Chūōkominkan in Uragō area and get a fully charged battery when needed.

### Nishinoshima Community Library:

Hours: 10am - 7pm  
Closed on Wednesdays.

### Chūōkōminkan (2/F):

Hours: 8:15am - noon, 1pm - 5:15pm  
Closed on weekends and public holidays.





# EVENTS & FESTIVALS TO ATTEND



ENERGETIC MIKOSHI PARADE AT NIGHT



# COME AND JOIN US

From energetic mikoshi parades to solemn traditional dances, coastal cleanups and hyperlocal events, there are lots of events throughout the year. Come join us and get a taste of Nishinoshima culture!


\*Please enquire at the tourism office or check our socials for the latest updates regarding event dates and details.

## **Kuniga Biraki Festa (April):**

Held annually in April, Kuniga Biraki Festa is a series of events that marks the beginning of a new tourist season. The evening cherry blossom viewing light-ups and the sunset café at Kuniga Coast are crowd pleasers, but the highlight of the Festa has to be the half-day coastal cleanup event at Kuniga Coast. Come and join hands with local communities to clean up marine litter at Kuniga Bay. Everyone is welcome to join; no sign-up required!

## **Grand Festivals and Mikoshi Parades (July):**

Throughout the year, rituals and festivals are conducted at the shrines to commemorate important events or pray for a bountiful harvest. But once every two years, the portable shrines (mikoshi) of Yurahime Shrine, Takada Shrine and Kai Shrine are carried around their areas by the local heroes to bring blessings and good luck to the community. The festivals are all held in July and last for two days. On the first night of Yurahime Shrine Grand Festival, there will be a fireworks display. The venue will be packed with spectators and participants, but this is a good opportunity to experience the unique culture of Nishinoshima, so don't miss it!





### Shūhaira / Niwa-no-mai (Autumn):

Compared to the dynamic grand festivals, Shūhaira and Niwa-no-mai are slower-paced and more solemn. Shūhaira is a traditional Dengaku dance developed to celebrate and pray for a bountiful harvest, and the dance is designated as an Important Intangible Folk Cultural Property in Japan.

Odd-numbered years: Shūhaira at Mita Hachiman Shrine

Even-numbered years: Shūhaira and Niwa-no-mai at Hiyoshi Shrine

### Mikado Matsuri (September):

This event is held in September in even-numbered years to commemorate Emperor Go-Daigo, who was exiled to the Oki Islands in 1332. The emperor lived on Nishinoshima and escaped back to the capital in 1333. Mikado Matsuri is held near Beppu Port and at Kuroki-gosho Imperial Residence Site, where the emperor is said to have lived. Come and join the locals for a night in Beppu, with local delicacies, stage events and a fireworks display.



SHŪHAIRA, MITA HACHIMAN SHRINE [ODD-NUMBERED YEARS]





**Respect Local Culture and Customs:**  
Festivals, ceremonies and rituals, big and small, are held throughout the year in Nishinoshima Town. Showcasing the unique identity of Nishinoshima, a lot of the festivals have been passed down for generations and have a religious background. Please keep that in mind when participating, and refrain from making noises that interfere with the ceremony.

SHŪHAIRA, HIYOSHI SHRINE [EVEN-NUMBERED YEARS]





KACCHAN, THE MASCOT OF NISHINOSHIMA,  
IS LOOKING FORWARD TO SEEING YOU IN TOWN!

# PLACES TO STAY

From hotels with a sea view, cosy ryokans, welcoming minshukus (family-operated guesthouse) and a campground tucked in a quiet corner on the island, we have a generous range of accommodation options for your getaway.

Check the full list [here](#):



## **Things to note if you are looking into camping in Nishinoshima:**

Bring your camping gear and enjoy a quiet stay under the starry sky at the campground. If you want to cook using a camping stove, please use the designated cooking area. Please be considerate and do not camp outside the designated campground.





VIEW FROM MATENGAI CLIFF



# MODEL ITINERARIES

We've come up with a few model itineraries to help you plan your island escape to Nishinoshima.





## 1-DAY

### AROUND NISHINOSHIMA ON 2 WHEELS

- 9:00am** Pick up rental e-bike from the office of Nishinoshima Tourism Association at Beppu Port, and visit Matengai Cliff, Kuniga Bay and Yurahime Shrine.
- 11:30am** Enjoy lunch in Uragō area.  
If the battery of the e-bike is running low, go to Nishinoshima Community Library and exchange it for a fully charged one for your journey in the afternoon.
- 1:00pm** Arrive at Takuhi-gama Kiln for your fabric dyeing workshop.
- 3:00pm** After the workshop, challenge yourself up to Takuhi Shrine by e-bike.
- 5:00pm** Start to make way back to Beppu Port and  
**(4:00pm)** return the e-bike before the office of Nishinoshima Tourism Association calls it a day.



The office of Nishinoshima Tourism Association is inside this building, which is located at Beppu Port.

## 2-DAY

### CAR-FREE ADVENTURE ON NISHINOSHIMA [JUNE THROUGH AUGUST]

#### DAY 1

- Travel to Shichirui Port (Shimane Prefecture) by bus from JR Matsue Station or JR Sakaiminato Station, and catch Ferry Kuniga.
- 9:30am** Ferry Kuniga pulls out of Shichirui Port, and after 2.5 hours, the ferry pulls into Beppu Port.
- 12:05pm** After getting off the ferry, go to the office of Nishinoshima Tourism Association and pick up the rental e-bike. Enjoy lunch at Beppu area, and then go to Matengai Cliff and Kuniga Bay.
- 3:00pm** Arrive at Takuhi-gama Kiln and try your hand at fabric dyeing.
- 5:00pm** After the workshop, return to  
**6:00pm** Beppu Port to return the e-bike, and go to your accommodation. Enjoy the rest of the evening.

#### DAY 2

- 7:00am** Have an early breakfast, and after that, pack your bags and get ready for your sea kayaking adventure.  
\*Pick-up by organiser.
- 9:00am** Arrive at the location and enjoy paddling along the coast of Nishinoshima Town.
- 11:00am** After 2 hours of paddling, head to Uragō area for an early lunch.
- 1:00pm** Catch the bus from Uragō area and head to Beppu Port.
- 1:34pm** Get off the bus at Beppu Port Ferry Terminal. Complete the boarding procedure and maybe drop by the souvenir shop for some shopping.
- 2:00pm** Arrive at the boarding point of fast ferry Rainbow Jet and get ready to board, as the vessel leaves at 2:12pm.
- 3:12pm** Rainbow Jet arrives at Shichirui Port. Continue your journey to JR Matsue Station or JR Sakaiminato Station by bus.



### 3-DAY NISHINOSHIMA ADVENTURE TRAVEL, IN CONJUNCTION WITH KUNIGA BIRAKI FESTA (APRIL)

#### DAY 1

Travel to Sakaiminato Port (Tottori Prefecture) by bus from JR Matsue Station or by train from JR Yonago Station, and catch Ferry Shirashima.

**2:25pm** Ferry Shirashima pulls out of Sakaiminato Port.

**5:05pm** The ferry arrives at Beppu Port. Go to your accommodation and enjoy the hospitality.

#### DAY 2

**AM** After breakfast, take a bus to Takuhi-gama Kiln.

\*The nearest bus stop is "Hotel Tsurumaru". Alight there and enjoy a 20-minute walk to the kiln.

Release your creativity and create your own uniquely dyed tenugui towel.

After the workshop, take a bus to Beppu area for lunch.

**PM** Pick up your rental e-bike from the office of Nishinoshima Tourism Association, and explore the town on two wheels.

If the battery of the e-bike is running low, go to either of the battery stations in Uragō and exchange it for a fully charged one.

**6:00pm** Return the e-bike before the office of Nishinoshima Tourism Association calls it a day, and enjoy the evening at your accommodation.



#### DAY 3: COASTAL CLEANUP AT KUNIGA BAY

**7:00am** Enjoy an early breakfast at your accommodation.

**(7:50am)** \*If you are staying near Beppu Port, take the bus bound for Uragō and walk to Kuniga Bay after getting off at "Yura Shako".

\*If you are staying in Uragō, walk to Kuniga Bay.

**8:50am** Check-in at Kuniga Bay, and take

**9:00am** part in the Coastal Cleanup with the local community (around 2 hours, with a short break in between).

**11:00am** After the event, return to Uragō area for an early lunch.

**12:50pm** Join sightseeing boat tour to Kuniga Coast.

**2:30pm** The sightseeing boat returns to Uragō. Enjoy a coffee break, and edit your photos or video footage.

**2:52pm** Catch the bus back to Beppu Port.

**3:15pm** After getting off the bus at Beppu Port, drop by the tourism association's office and show the staff the pictures or reels you've posted on your socials (public account) and receive a souvenir.

**3:25pm** Get your ticket and board Ferry Oki.

**5:55pm** Ferry Oki arrives at Shichirui Port. Continue your journey to JR Matsue Station or JR Sakaiminato Station by bus.



### 3-DAY

## NISHINOSHIMA ADVENTURE TRAVEL, IN CONJUNCTION WITH YURAHIME SHRINE GRAND FESTIVAL [JULY, ODD-NUMBERED YEARS]

#### DAY 1

Travel to Sakaiminato Port (Tottori Prefecture) by bus from JR Matsue Station or by train from JR Yonago Station, and catch Ferry Shirashima.

**2:25pm** Ferry Shirashima pulls out of Sakaiminato Port.

**5:05pm** The ferry arrives at Beppu Port. Go to your accommodation and enjoy the hospitality.

#### DAY 2: YURAHIME SHRINE GRAND FESTIVAL AM

After breakfast, go to Beppu Port and pick-up the rental e-bike from the office of Nishinoshima Tourism Association (earliest at 8:30am).

Ride to Takuhi-gama Kiln and create your own uniquely dyed tenugui towel.

After the 2-hour workshop, ride to Uragō area for lunch.

**PM** Enjoy the afternoon pedalling to Matengai Cliff and Kuniga Bay. Return the e-bike, and return to your accommodation for an early dinner.

After dinner, catch the bus (last bus leaves Beppu Port at around 7pm) and go to Uragō.

\*If you are staying in Uragō area, just walk to the port area.

Yurahime Shrine Grand Festival starts at around 6pm.

**8:00pm** Find a spot near the waterfront and enjoy the fireworks display with the locals. Make sure to stop by the stage and watch Dōzen Kagura (Shinto dance), too.

#### DAY 3

**7:00am** Enjoy an early breakfast at your accommodation, and get ready for your sea kayaking adventure. \*Pick-up by organiser.

**9:00am** Enjoy paddling along the coast of Nishinoshima for 2 hours.

**11:00am** After the adventure, go to Beppu area for lunch. If time allows, drop by the former sake brewery for sake tasting.

**2:00pm** Go to the ferry terminal building and complete the boarding procedure for fast ferry Rainbow Jet.

**2:12pm** Rainbow Jet leaves Beppu Port, and arrives at Shichirui Port (Shimane Prefecture).

**3:12pm** Continue your journey to JR Matsue Station or JR Sakaiminato Station by bus.





# A NOTE TO OUR VISITORS

We love seeing visitors in Nishinoshima Town, exploring the stunning landscape, taking part in activities and interacting with the local community. While we warmly welcome you to our island, we would like to ask you to keep in mind the following and kindly help us protect the island for generations to come. We have also gathered a few tips to help you make your trip here more enjoyable.

## STAY ON TRACK:

Please stay on the designated routes, and help protect the habitats of animals and plants.

## NO LITTERING:

Please help us keep Nishinoshima clean and litter free. Keep a rubbish bag in your backpack and dispose of your rubbish properly. The bins next to the vending machines are for plastic bottles and cans only.

## DRIVING ON THE ISLAND:

We are a small island with lots of single-track roads, including the roads leading to Matengai Cliff, Akao Lookout and Onimai Lookout. There are passing places for traffic to get by. Keep an eye on on-coming traffic, and drive slowly. Pay special attention when driving in the pasture areas on the western side of the island. It is not uncommon for cows and horses to chill in the middle of the road. If your way is blocked by the animals, stay inside the car and wait until it is safe to proceed.

## Flying drones:

If you want to fly a drone in Nishinoshima Town, especially at Kuniga Coast, you will need to contact Nishinoshima Town Hall and apply for a permit (free of charge). Drone operators should also keep in mind that drones should not disturb animals and other people.

\*Permits are required for both commercial and non-commercial purposes. Please submit your application a minimum of 10 business days prior to intended filming activities.

## Filming on Nishinoshima:

A permit is required for all commercial filming activities at a sightseeing spot or sightseeing facility (Kuniga Coast included). Please contact Nishinoshima Town Hall and apply for a permit (free of charge) a minimum of 10 business days prior to intended filming activities.





**Cancellation of Ferries:**

Secluded in the corner of Shimane Prefecture with our neighbours, the ferries are the lifeline of the Oki Islands. When the sea is rough, the fast ferry Rainbow Jet will have to be cancelled as it glides on the water's surface. The ferries can get cancelled, too, especially during the winter months and when a typhoon is rolling in. When you are making plans for your trip to Nishinoshima, have a Plan B so you can get to the island or return to Honshu Island to continue your journey.

**Beach Safety and Etiquette:**

For your safety, please swim at the two designated beaches during the swimming season. Avoid swimming alone and don't forget to apply sunscreen. Make sure to check the weather forecast before setting out. Wear water shoes and rash guard to protect your feet and skin from potential scrapes. Bring a change of clothing so you can get out of your beach attire for the next item on your itinerary.

**Sun Safety:**

From spring through autumn, there are dangers of over-exposure to the sun, which can cause sunstroke and sunburn. The lack of tall trees at Kuniga Coast means the area, especially the Kuniga Coast Hiking Trail between Matengai Cliff and Kuniga Bay, is very exposed to sunlight. It is important to use suitable sun protection, such as wearing sunscreen, sunglasses and UV clothing. Make sure to bring some drinks for rehydration, too.

**Pasture safety:**

Practice social distancing with the cows and horses. Don't feed, frighten or touch them, and be especially careful not to get between a calf and its mother.

**Fishery Rights:**

Fishery rights are established in the waters of the Oki Islands. Do not collect abalone, sazae turban shells, sea urchins, etc. If you violate the rules, you may be punished for breaking the law.



COWS AND HORSES GO TO MATENGAI CLIFF, TOO



# STAY IN TOUCH

Your travel assistant on Nishinoshima Island

## NISHINOSHIMA TOURISM ASSOCIATION



4386-3 Mita, Nishinoshima Town,  
Oki Islands, Shimane, 684-0303 Japan  
TEL: +81-8514-7-8888  
FAX: +81-8514-7-8890  
<https://nkk-oki.com/english/>



Regarding flying drones and filming permits:

## NISHINOSHIMA TOWN



INDUSTRY PROMOTION DIVISION  
600-4 Mita, Nishinoshima Town,  
Oki Islands, Shimane, 684-0303 Japan  
E-mail: sangyou-shinkou@town.nishinoshima.shimane.jp



Learn more about the

## OKI ISLANDS



Share your Nishinoshima moments with us!  
**#nishinoshimaokiislands**  
**#visitnishinoshima**

